

270.03.ORT

DT STUDIO

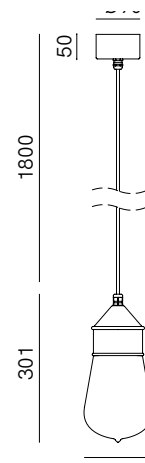
Ispirate alle luci delle sagre paesane, le lampade della collezione Drop sono tra le più note e apprezzate del Fanale. Semplici ma ricercate, una soluzione originale per l'arredamento degli ambienti esterni e interni, anche quelli meno spaziosi grazie alla nuova Drop Mini, reinterpretazione dalle dimensioni ridotte con un grado IP maggiore che ne garantisce maggior impermeabilità. Drop unisce bellezza a versatilità di installazione, permettendo di creare atmosfere suggestive in ogni spazio dando vita a composizioni uniche.

Inspired by the lights of traditional village festivals, the lamps from the Drop collection are among the best known and most appreciated by Fanale. Simple yet refined, they offer an original solution for both outdoor and indoor decor, even in smaller spaces, thanks to the new Drop Mini. This downsized reinterpretation comes with a higher IP rating, ensuring greater waterproofness. Drop combines beauty with versatile installation, enabling the creation of captivating atmospheres in any space, giving life to unique compositions.



SPECIFICHE TECNICHE | TECHNICAL DATA

Tipologia Type	sospensione pendant
Ambiente Environment	indoor - outdoor
Materiali Materials	Ottone - rame - vetro Brass - copper - glass
Fonte luminosa Light source	1 x Max 15W LED E27 (non inclusa not included) E27 ST64
Tensione Voltage	240 Vac 50-60 Hz
Dimmerazione Dimming	Taglio di fase IGBT / TRIAC Phase cut IGBT / TRIAC
Scatole Boxes	1
Volume totale Total volume	0,037 m ³
Peso lordo Gross weight	2 kg
Certificazioni Certifications	CE IP55




FINITURE | FINISHES

Montatura | Frame



O
Ottone Anticato
Antique Brass

Testa | Shade



R
Rame Anticato
Antique Copper

Vetro | Glass



T
Trasparente
Transparent

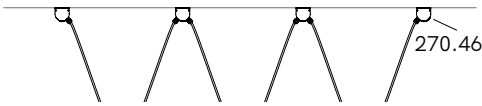
COMPOSITIONS



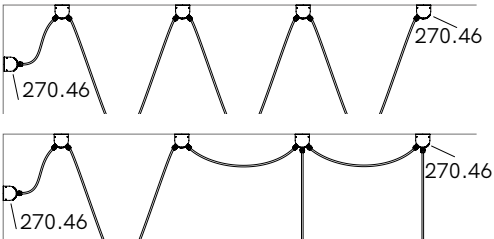
Esempi di composizione | Example of compositions

ESEMPI | EXAMPLES

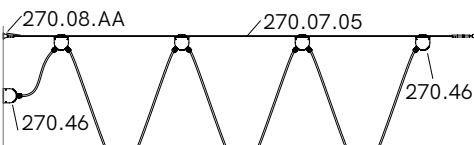
Installazione con allacciamento elettrico a soffitto
Ceiling installation with ceiling electrical connection



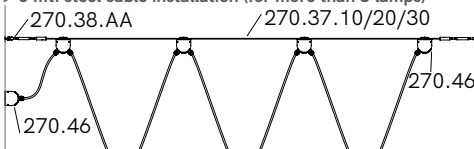
Installazione a soffitto con allacciamento elettrico a parete
Ceiling installation with wall electrical connection




Installazione su cavo d'acciaio fino a 5 mt. (fino a 3 lampade)
Up to 5 mt. steel cable installation (up to 3 lamps)



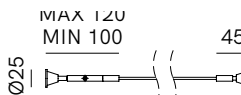
Installazione su cavo d'acciaio > 5 mt. (superiore a 3 lampade)
> 5 mt. steel cable installation (for more than 3 lamps)



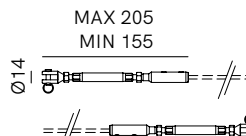
Accessori | Accessories



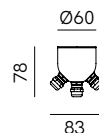
270.07.05 - 5 mt. - Ø3 mm
270.37.10 - 10 mt. - Ø4 mm
270.37.20 - 20 mt. - Ø4 mm
270.37.30 - 30 mt. - Ø4 mm
Cavo d'acciaio
Steel cable



270.08.AA
Kit per cavo d'acciaio fino a 5 mt.
Kit for steel cable up to 5 mt.



270.38.AA
Kit 2 tiranti per cavo d'acciaio > 5 mt.
Kit 2 tie rods for steel cable > 5 mt.



270.46.00
rosone muro/soffitto con 3 stringicavi e 2 tappi
wall/ceiling canopy with 3 cable glands and 2 plugs