

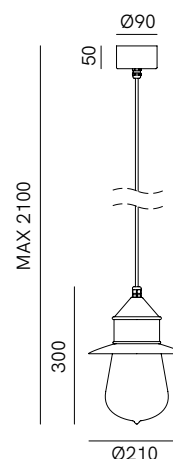
Ispirate alle luci delle sagre paesane, le lampade della collezione Drop sono tra le più note e apprezzate del Fanale. Semplici ma ricercate, una soluzione originale per l'arredamento degli ambienti esterni e interni, anche quelli meno spaziosi grazie alla nuova Drop Mini, reinterpretazione dalle dimensioni ridotte con un grado IP maggiore che ne garantisce maggior impermeabilità. Drop unisce bellezza a versatilità di installazione, permettendo di creare atmosfere suggestive in ogni spazio dando vita a composizioni uniche.

*Inspired by the lights of traditional village festivals, the lamps from the Drop collection are among the best known and most appreciated by Fanale. Simple yet refined, they offer an original solution for both outdoor and indoor decor, even in smaller spaces, thanks to the new Drop Mini. This downsized reinterpretation comes with a higher IP rating, ensuring greater waterproofness. Drop combines beauty with versatile installation, enabling the creation of captivating atmospheres in any space, giving life to unique compositions.*



### SPECIFICHE TECNICHE | TECHNICAL DATA

<b>Tipologia   Type</b>	sospensione   pendant
<b>Ambiente   Environment</b>	indoor - outdoor
<b>Materiali   Materials</b>	Ottone - rame - vetro   Brass - copper - glass
<b>Fonte luminosa   Light source</b>	1 x Max 15W LED E27 (non inclusa   not included) E27 ST64
<b>Tensione   Voltage</b>	240 Vac 50-60 Hz
<b>Dimmerazione   Dimming</b>	Taglio di fase IGBT / TRIAC   Phase cut IGBT / TRIAC
<b>Scatole   Boxes</b>	1
<b>Volume totale   Total volume</b>	0,037 m <sup>3</sup>
<b>Peso lordo   Gross weight</b>	2 kg
<b>Certificazioni   Certifications</b>	CE IP55




### FINITURE | FINISHES

#### Montatura | Frame



**O**  
Ottone Anticato  
Antique Brass

#### Testa | Shade



**R**  
Rame Anticato  
Antique Copper

#### Vetro | Glass



**T**  
Trasparente  
Transparent

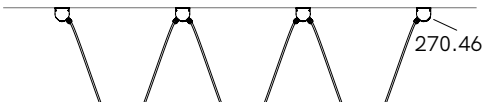
## COMPOSITIONS



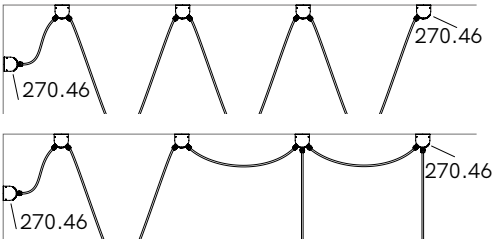
### Esempi di composizione | Example of compositions

#### ESEMPI | EXAMPLES

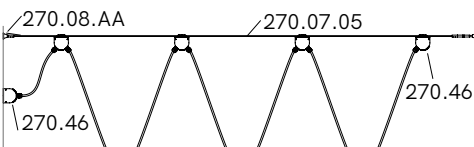
**Installazione con allacciamento elettrico a soffitto**  
Ceiling installation with ceiling electrical connection



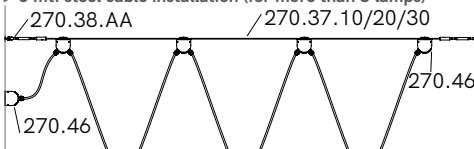
**Installazione a soffitto con allacciamento elettrico a parete**  
Ceiling installation with wall electrical connection




**Installazione su cavo d'acciaio fino a 5 mt. (fino a 3 lampade)**  
Up to 5 mt. steel cable installation (up to 3 lamps)



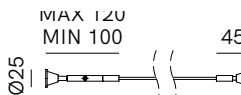
**Installazione su cavo d'acciaio > 5 mt. (superiore a 3 lampade)**  
> 5 mt. steel cable installation (for more than 3 lamps)



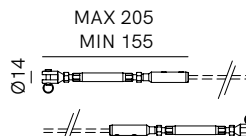
### Accessori | Accessories



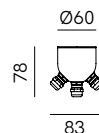
**270.07.05 - 5 mt. - Ø3 mm**  
**270.37.10 - 10 mt. - Ø4 mm**  
**270.37.20 - 20 mt. - Ø4 mm**  
**270.37.30 - 30 mt. - Ø4 mm**  
Cavo d'acciaio  
Steel cable



**270.08.AA**  
Kit per cavo d'acciaio fino a 5 mt.  
Kit for steel cable up to 5 mt.



**270.38.AA**  
Kit 2 tiranti per cavo d'acciaio > 5 mt.  
Kit 2 tie rods for steel cable > 5 mt.



**270.46.00**  
rosone muro/soffitto con 3 stringicavi e 2 tappi  
wall/ceiling canopy with 3 cable glands and 2 plugs