

251.02.F94 / 251.02.F95 / 251.02.F96 / 251.02.FF


DT STUDIO

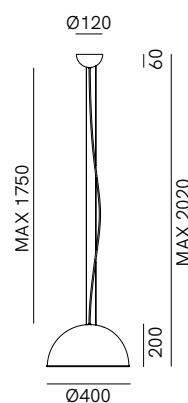
Ispirate alla grande volta curva del cielo, le lampade a sospensione Galileo hanno un tratto grafico deciso che ricalca una perfetta mezza sfera. Sospensioni e applique, di dimensioni e finiture interne diverse, realizzate in ferro.

Inspired by the great curved vault of the sky, Galileo pendant lamps have a powerful graphic line that resembles a perfect half-sphere. These Italian pendant lamps and wall lamps, in different sizes and interior finishes, are made of iron.



SPECIFICHE TECNICHE | TECHNICAL DATA

Tipologia Type	sospensione <i>pendant</i>
Ambiente Environment	indoor
Materiali Materials	Ferro - rame <i>Iron - copper</i>
Fonte luminosa Light source	1 x Max 15W LED E27 (non incluso <i>not included</i>)
Tensione Voltage	240 Vac 50-60 Hz
Dimmerazione Dimming	Taglio di fase IGBT / TRIAC <i>Phase cut IGBT / TRIAC</i>
Scatole Boxes	1
Volume totale Total volume	0,090 m ³
Peso lordo Gross weight	4 kg
Certificazioni Certifications	CE  IP20



FINITURE | FINISHES

Finitura esterna | *External finish*



F
Ferro Anticato
Antique Iron

Finitura interna | *Internal finish*



F
Ferro Anticato
Antique Iron



94
Foglia rame
Copper leaf



95
Foglia argento
Silver leaf

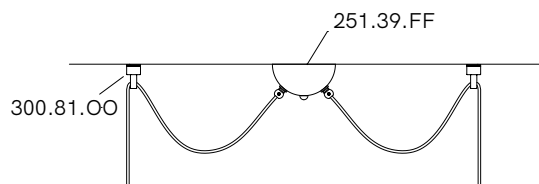


96
Foglia oro
Gold leaf

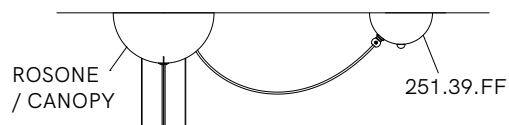
COMPOSITIONS

Esempi di composizione | Example of compositions

Installazione con rosone per 2 sospensioni e 2 ganci per attacco a soffitto
Installation with canopy kit for 2 pendants and 2 ceiling hooks

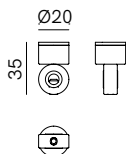


Installazione con rosone per decentramento lampada
Installation with canopy for lamp off-centre

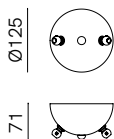


NOTA: Cavo extra a richiesta per entrambe le composizioni.
NOTE: Additional cable on request for both compositions.

Accessori | Accessories



300.81.OO
 Gancio per attacco a soffitto
Ceiling hook



251.39.FF
 Rosone per 2 sospensioni / decentramento
Canopy kit for 2 pendants / off-centre